

VOLUME 01 • ISSUE NO. 1

# ORIENTATION



ES €2.50  
IT €3.00  
FR €6.00  
GB €3.00  
USA \$6.99

# CONTENTS



## **PAGE 3**

### ***WELCOME***

A welcome from the 2025 Orientation Directors.

## **PAGES 4-24**

### ***RESOURCES FROM UNIVERSITY DEPARTMENTS***

Browse through information from departments such as the Registrar's Office, Residence Life, Student Accounting, and more that will help you prepare for your time during orientation!

## **PAGE 25**

### ***SOAR STUDENT SCHEDULE***

See how your time will be spent with us on campus!

## **PAGE 26**

### ***THINGS TO CONSIDER***

Final tips on what items to bring, what questions to ask, and what comes next!

# WELCOME

We are absolutely thrilled to welcome you to campus and to the beginning of an exciting new chapter in your life! It is our great pleasure to be among the first to greet you as you officially join our university community. Over the next few days, you'll begin to explore the spaces, people, and experiences that will help shape your college journey...and we're here to support you every step of the way!



Orientation is more than just an introduction to campus, it's your opportunity to discover what makes the University of Detroit Mercy special. As you walk through your new home away from home, we encourage you to get curious. Take in the academic buildings where you'll pursue new ideas, find your favorite study spots, and learn where to go when you need support. Our campus is full of resources designed with your success in mind—from academic advising and tutoring to health and wellness services, identity-based centers, career support, and more.

This is also a time to connect with new classmates, student leaders, faculty members, and staff who are eager to meet you and learn about your goals. These relationships will form the foundation of your experience here, and we invite you to begin building your community right from the start. During orientation, you'll also be registering for your very first college courses, a big step toward shaping your academic path and exploring subjects that spark your interest.

We're so excited to have you here and can't wait to see the energy, perspectives, and talents you'll bring to our campus. Let this be the start of a transformative journey.

Welcome to our community, we're so glad you're here!

Warmly,

**Rebecca Goulette and Cecilia Phipps**

Student Orientation Directors

**Stephanie Wheeler**

Director of Student Life

**Monica Williams**

Dean of Students

# RESOURCES FROM UNIVERSITY DEPARTMENTS

The following pages provide a snapshot of key campus resources designed to support you as you begin your journey at the university. Think of this section as your early look into the many ways different departments are here to help you succeed. From academic support and campus life to health services and financial aid, each page offers a quick overview of what is available and how to get started.

Keep in mind this is just a first glance. These overviews don't capture everything these departments have to offer, but they will give you a solid foundation and a sense of who to talk to when you need more information or support. We hope these handouts will help you feel more prepared before orientation and encourage you to bring questions, ideas, or concerns to the table. The sooner you know what's out there, the sooner you can take full advantage of it.



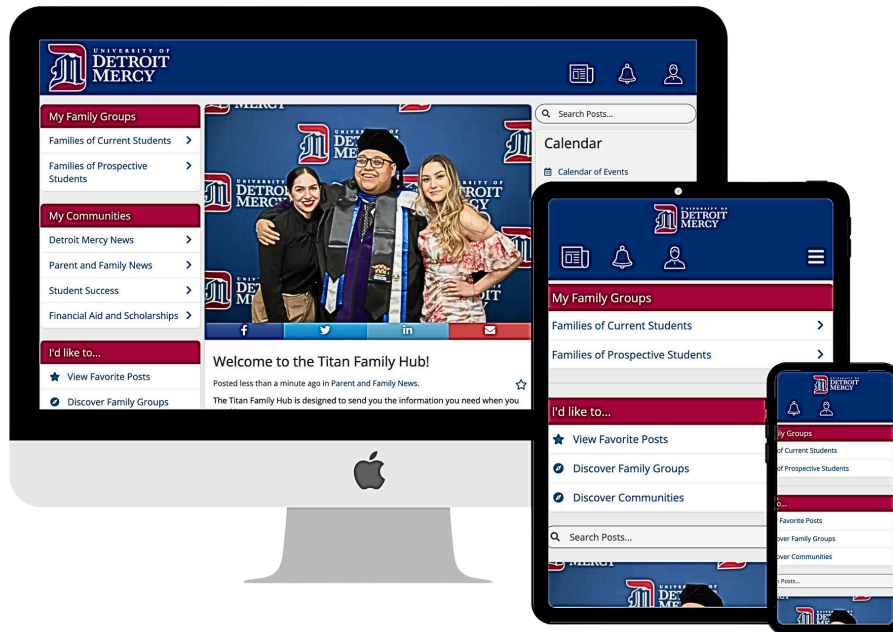


UNIVERSITY OF  
**DETROIT  
MERCY**

# Get Connected!

Allow family/friends to receive updates for...

- ➔ **Billing**
- ➔ **Financial Aid**
- ➔ **Academic Information**



**All through the Titan Family Hub!**

# UNIVERSITY OF DETROIT MERCY

## ACADEMIC CALENDAR

### 2025-2026

#### **TERM I - FALL SEMESTER – 16 Weeks (including 1 week break)**

Registration Begins  
 Early Fall Intersession/Immersion/Experience (credit)  
 Last Day to Register Before Classes Begin  
 Classes Begin  
 Last Day to Add a Class (web closes at midnight)  
 Last Day to Delete a Class without a W grade  
 Labor Day Holiday  
 Celebrate Spirit!  
 Deadline for Summer "I" grades  
 Fall Break (no classes)  
 Mid-term Grades are due  
 Advising for Winter begins  
 Registration for Winter begins (priority registration Oct 30)  
 Last Day to Withdraw (full semester course)  
 Thanksgiving Holiday  
 Final Exam Week (Tuesday through Saturday)  
 Official End of Term I/Fall  
 Grades due by Noon for Term I/Fall  
 Late Fall Immersion/Experience (non-credit)

#### **2025**

March 17  
 August 16-24  
 August 24  
 August 25  
 August 31  
 August 31  
 September 1  
 September 11  
 September 19  
 October 6-7  
 October 21  
 October 27  
 November 3  
 November 17  
 November 26-30  
 December 9-13  
 December 13  
 December 15  
 December 14-21

#### **TERM II - WINTER SEMESTER - 16 Weeks (including 1 week break)**

Registration Begins  
 Early Winter Intersession/Immersion/Exp (credit)  
 Registration Ends  
 Winter Semester Classes Begin  
 Last Day to Add a Class (web closes at midnight)  
 Last Day to Delete a Class without a W grade  
 Martin Luther King Holiday  
 Deadline for Fall "I" grades  
 Spring Break/Intersession/Immersion/Exp (credit)  
 Mid-term Grades are Due  
 Advising for Summer/Fall begins  
 Honors Convocation  
 Registration for Summer/Fall begins (priority reg. begins March 19)  
 Last Day to Withdraw (full semester course)  
 Easter Recess  
 Final Exam Week (Tuesday through Saturday)  
 Official End of Term II/Winter  
 Grades due by Noon for Term II/Winter  
 Baccalaureate/Commencement (No Classes)

#### **2026**

November 3  
 December 29 – Jan 10  
 January 11  
 January 12  
 January 18  
 January 18  
 January 19  
 February 6  
 March 9-14  
 March 10  
 March 16  
 March 22  
 March 23  
 April 1  
 April 3-5  
 April 28-May 2  
 May 2  
 May 4  
 May 9

## TERM III - SUMMER SEMESTER – 14 Weeks

### Term III Semester

Registration Begins	March 23
Registration Ends	May 10
Classes Begin	May 11
Last Day to Add a Class (web closes at midnight)	May 17
Last Day to Delete a Class without a W grade	May 17
Memorial Day Holiday	May 25
Juneteenth Holiday	June 19
Deadline for Winter "I" grades	June 26
Mid-term grades due	June 30
Independence Day Holiday	July 3-4
Last Day to Withdraw	July 27
Final Exam Week	August 11-15
Official End of Term III	August 15
Grades due by Noon for Term III	August 17

### Summer Session I (7 Week Session)

Registration Begins	March 23
Registration Ends	May 10
Classes Begin	May 11
Memorial Day	May 25
Juneteenth Holiday	June 19
Official End of Summer I	June 27
Grades Due by Noon for Summer I	June 29

### Summer Session II (7 Week Session)

Registration Begins	March 23
Registration Ends	June 28
Classes Begin	June 29
Independence Day	July 3-4
Official End of Summer II	August 15
Grades Due by Noon for Summer II	August 17

School of Dentistry Academic Calendar: [SOD Calendar](#)

School of Law Academic Calendar: [SOL Calendar](#)

School of Optometry Academic Calendar: **TBA**

University of Detroit Mercy HR Holiday Calendar: [3-Year Holiday Schedule](#)

The University reserves the right to change any of the above dates. Please refer to the on-line Schedule of Classes each term for all the official dates, especially for non-full semester courses. There are a variety of courses each semester that are not full semester courses, that have other beginning/ending dates and different dates for withdrawals and refunds. All McNichols course syllabi must include an instructional continuity plan for any contact hours missed due to closure or cancellation.

# WELCOME TITANS!

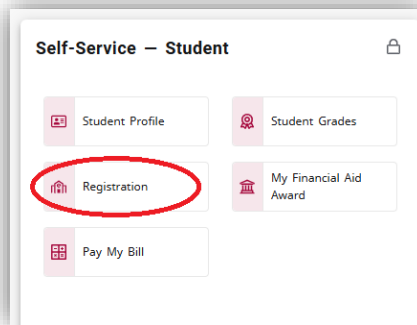


## WE ARE SO GLAD YOU'RE HERE!

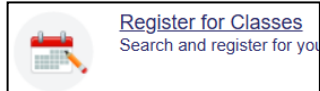


## How to Register for Classes

1. Go to **my.udmercy.edu**
2. Click **"Registration"** located in the "Self-Service Student"



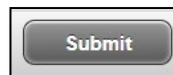
3. Click **"Register for Classes"** located next to the calendar icon.



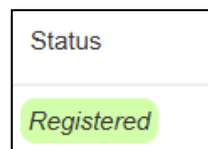
4. Click your desired registration term and select **"Continue"**
5. Enter your search criteria to search for available sections
6. Once desired criteria is applied, click the **"Search"** button
7. A list of sections that match your search criteria are shown. For further course information, click on the course title.

Principles of Account...	ACC	Accounti...	2010
Principles of Account	ACC	Accounti...	2020
Intermediate Account...	ACC	Accounti...	3110

8. Once you have found your desired course, click the **"Add"** button on the right-hand side of your screen. If you wish to add more courses, repeat this process.
9. Click **"Submit"** on bottom of your screen



10. If you see a green **"Registered"** under status, you have now successfully enrolled in one course.



### Further Questions?

For **course** questions, reach out to your Academic Advisor.

For **registration** questions, reach out to the Office of the Registrar.

#### Email

[registrar@udmercy.edu](mailto:registrar@udmercy.edu)

#### Phone

313-993-3313

**Connect with the Office of the Registrar on social media for other important dates and information!**



Detmercyregistrar



UDMRegistrar



UDM Registrar

## **Common Questions Before Registering**

### **How can the Student Accounting Office help me?**

Visit the Student Accounting Office for any questions on student billing, payments, and account management. This includes:

- Tuition and fee billing
- Payment plans
- Refunds
- Financial holds on registration
- 1098-T tax forms for tuition

Student Accounting is located on the first floor of the Student Union, or via email at [studentaccounts@udmercy.edu](mailto:studentaccounts@udmercy.edu). Please include your Titan ID Number in any communication.

The Student Accounting website at [www.udmercy.edu/current-students/accounting/index](http://www.udmercy.edu/current-students/accounting/index) provides detailed information regarding making payments and enrolling in payment plans.

### **When is tuition due?**

Tuition is due the Friday before each term begins. Statements will be emailed prior to the beginning of the term. The balance due is also available in real time through your portal.

### **How can I pay?**

There are several convenient ways for students to pay their accounts. They include:

- In person at the Student Accounting Office by cash or check.
- Online via your [my.udmercy.edu](http://my.udmercy.edu) portal by electronic check (no fee), credit, or debit card (2.95% fee applies to all card payments).
- Payment Plans that allow for payment over 5 months.(enroll after 8/1 through portal)
- MET accounts- instruct MET to pay the University, we will bill MET each term.
- 529 Plan- you request payment each term from your provider.
- You can send an invitation to pay from your portal to anyone who would like to make a payment or set up a payment plan for your account (one plan per term).

### **Do you offer tuition insurance?**

Yes, you can purchase tuition insurance through GradGuard until the end of the add/drop period for the term. Visit [gradguard.com/tuition/udmercy](http://gradguard.com/tuition/udmercy) to learn more.



# FINANCIAL AID

Take these steps to prepare for the fall semester

## Financial Aid Checklist

- ☐ Complete annual FAFSA for 2025-26.
- ☐ Set up your My Portal account; if you need assistance, contact the Office of Admissions by calling **313-993-1245** or emailing [admissions@udmercy.edu](mailto:admissions@udmercy.edu).
- ☐ Submit missing items listed in your My Portal. These can be submitted through your portal or by emailing [finaid@udmercy.edu](mailto:finaid@udmercy.edu).
- ☐ View award package and types of aid offered.
- ☐ Accept, decline, or modify loan offers.
- ☐ Complete loan requirements, if applicable.

### Freshman Financial Aid Contact:

Kimberly VanAssche  
(313) 993-3348

[collinki@udmercy.edu](mailto:collinki@udmercy.edu)

Scan to book a future appointment



### Financial Aid Office:

(313) 993-3350

[finaid@udmercy.edu](mailto:finaid@udmercy.edu)

## Important Dates

- |                     |  |
|---------------------|--|
| <b>August 1</b>     | First Payment for optional payment plan<br><i>If you select to set up a payment plan, this is when your first payment will be deducted.<br/>Deadline to set up is September 15</i>                               |
| <b>August 15</b>    | Approximate first fall aid disbursement<br><i>Financial aid disburses and applies to your balance approximately 10 days before the start of every term if you are enrolled and do not have any missing items</i> |
| <b>September 15</b> | On Campus Student Only – Deadline to waive health insurance<br><i>Students with comparable insurance can waive to remove additional charges</i>  |
| <b>October 1</b>    | FAFSA for 2026-2027 opens<br><i>Financial aid packages for returning students are created in the spring</i>  |

## Helpful Websites

[udmercy.edu/finaid](https://udmercy.edu/finaid) & [udmercy.edu/e-guide](https://udmercy.edu/e-guide)

Financial Aid Information and E-Guide

[udmercy.edu/current-students/accounting](https://udmercy.edu/current-students/accounting)

Student Accounting and Payment Plans

[udmercy.joinhandshake.com](https://udmercy.joinhandshake.com)

Search for Student Employment

[studentaid.gov](https://studentaid.gov)

Federal Aid Information and Completing Loan Requirements

# Financial Aid Frequently Asked Questions

Get the answers you need to stay on top of your aid and account

## Where can I view my award package?

Log in to: [my.udmercy.edu](https://my.udmercy.edu) Go to Student Profile > Financial Aid > Award Offer

This is the only place to see updates after your award is posted.

★ Tip: If you change your FAFSA, major, or housing, contact the Financial Aid Office. Your award may change.

## How do I finalize my financial aid?

Check your Financial Aid Checklist in My Portal in the Financial Aid Home tab

We'll email your UDM account if anything is missing.

## What do I do about the Michigan Achievement Scholarship?

If you're eligible, we'll certify you after fall semester begins. No action is needed—your status will be changed to “Accepted” by our office. You don't need to pay those funds up front.

## Can my parent or someone else contact Financial Aid for me?

Only if you give permission through Titan Family Hub ([udmercy.campusesp.com](https://udmercy.campusesp.com)). After the third-party logs in they will click on the graduation cap and follow the instructions to request permission.

## Will I receive a bill?

Yes! You'll get email instructions from the Student Accounting Office. You can also view your balance any time at by logging into your Student Profile > Student Account > Account Summary

## When will scholarships, grants, or loans show up on my account?

About 10 days before the term starts, as long as:

- ✓ You're enrolled full time
- ✓ No items are missing from your checklist

## What is Federal Work Study (FWS) and can a student work on campus without it?

Federal Work Study is student employment where the government is helping to fund the campus job. There are offices at UDM that can only hire students with FWS but other offices have it in their budget to hire any student. Students will use Handshake to search for jobs. All jobs will list if they require a student to have FWS or not.

For more information on Handshake see: [udmercy.edu/current-students/cec/handshake](https://udmercy.edu/current-students/cec/handshake)

## What are the different types of loan options?

Eligible FAFSA filers may receive **Subsidized Loans** (need-based, no interest while in school) and/or **Unsubsidized Loans** (non-need-based, interest starts right away). Amounts vary by financial need and grade level. Parents can apply for **Parent PLUS Loan** (requires credit check or credit worthy co-signer). **Private loans** (see [elmselect.com](https://elmselect.com)) are another option with varying rates and terms.

## What if I borrow more than my bill?

The extra funds (overage) will be:

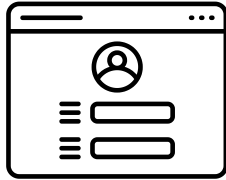
- Refunded by check or direct deposit
- Or, for PLUS Loans, sent to the parent or student (as selected in the application)

# The Office of Residence Life



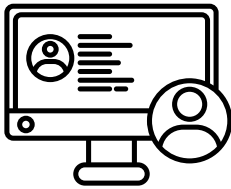
## SIGN UP FOR HOUSING

**WATCH  
YOUR  
DETROIT  
MERCY  
EMAIL**



### TitanHousing Portal

Log in to your TitanHousing portal with your Detroit Mercy authentication



### Submit Your Application

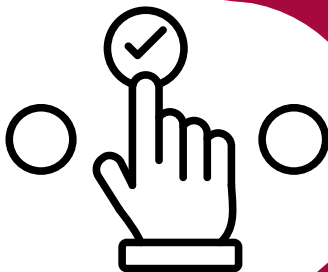
- Click on the "Get Started" button to start your application
- Make sure you hit submit application!

[Submit Application](#)



### Choose Your Roommates

- Up to 2 people in your group, there is a cheat sheet on how to lock in your group
- No roommate/no problem - skip this step



### Residence Life Notifications

- You'll receive emails thru your Detroit Mercy Email with your room assignment and move-in information

# APPS LIVE

**2025-2026 HOUSING**

### CONTACT US

(313) 993 1230

[www.udmercy.edu/reslife](http://www.udmercy.edu/reslife)

[reslife@udmercy.edu](mailto:reslife@udmercy.edu)

# Sign up for Housing, a cheat sheet

We're excited to have you on campus. Here is a quick guide on applying for your housing.

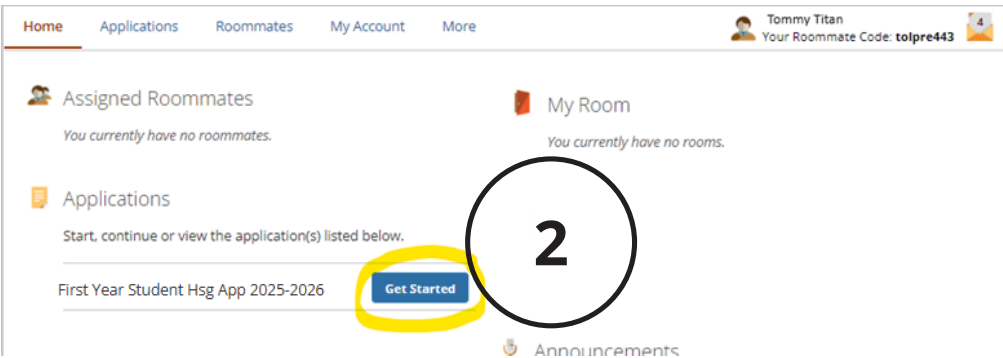
- You will need your Office 365 credentials to log in. If you do not know your credentials, check in with your Admissions Advisor.

Below is a screen shot of your TitanHousing portal.

1

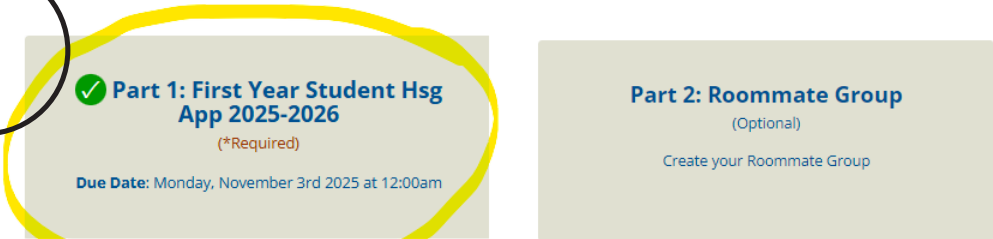


1) Use this QR code to reach your TitanHousing Portal, or the website below  
<https://udmercy-residence.symlicity.com/>



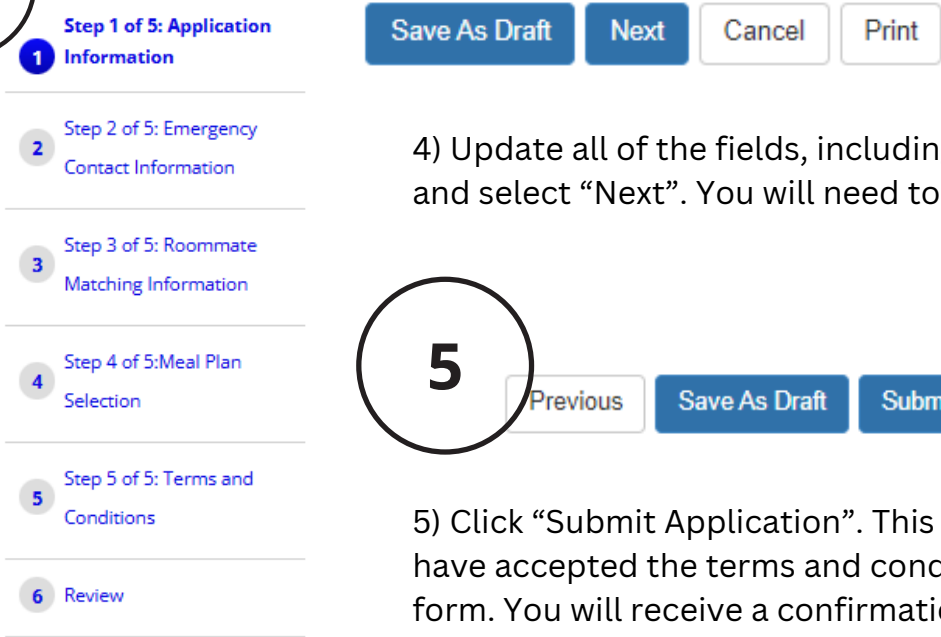
2) Click the “Get Started” button

3



3) Click the left box for “Part 1”

4



4) Update all of the fields, including your emergency contact and select “Next”. You will need to do this 6 times.

5) Click “Submit Application”. This will only pop up once you have accepted the terms and conditions AND reviewed the form. You will receive a confirmation email to your [udmercy.edu](mailto:udmercy.edu) email account.

# Selecting A Roommate

Roommate groups are used to group together students who want to live together in the same room or the same suite. You do not need to be in a roommate group to select a room. All communication for roommates is done in the portal. You must lock in your roommate in the portal, not through email.

Roommate group selection can be found below. You have the option of searching for a roommate based on certain criteria, OR selecting a roommate you know by using their Roommate Code. Your roommate code is on your home screen in the upper right corner.

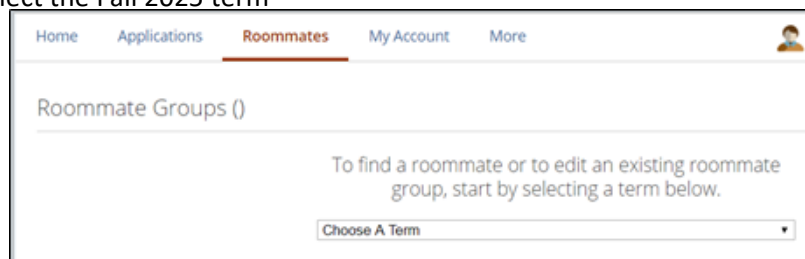


## Common issues:

- Your roommate has to be eligible for the same buildings (Quads vs. Shiple)
- Your roommate has to have a completed Housing Application
- Your roommate cannot be locked in another roommate group.
- You are attempting to lock in your roommate AFTER the deadline.
- Your roommate must accept your request through the TitanHousing portal (not through email)

## Locating the Roommate Selection Interface

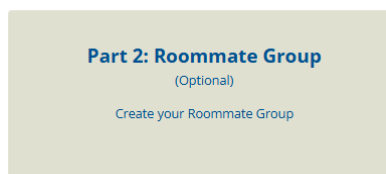
1. From your home screen you can reach roommate selection one of two ways.
  - a. Option 1 - Select “Roommates” from the selection bar at the top of your homescreen.
    - i. Select the Fall 2025 term



- b. Option 2 – click on “view application” in the bottom left quadrant of your home screen.
  - i. Select “Part 2: Roommate Group”

The application for this term has two parts:

The first part is the application itself. It is required and must be submitted by the deadline listed. While the second part, setting up your Roommate Group, is optional.



2. From here you will be able to either search for roommates or input the roommate code of someone you know.

## If you don't know your roommate

### Create a Roommate Group- Search Resident Profiles

1. Create a roommate group by searching for profiles under the "Search resident profiles" tab.
2. Participants can change their search filters or clear their search filters.
3. View matching profiles of Residents.
4. Send message or invitation to be roommates. Participants can message other participants by clicking "View Full Profile" and then "Send Message".
5. Share roommate code and then enter the roommate code in the "Find someone you know" tab.

The screenshot shows the 'Search resident profiles' tab selected. It features a search bar with the text 'Find ideal roommates to invite into your group'. Below the search bar, there are two buttons: 'Change Search Filters' and 'Clear Search Filters'. A message states 'No search filters set'. Below this, there are three profile cards. Each card displays a profile number (Profile #344, Profile #458, and Profile #594), a message 'No Matching Profile for this Resident', a 'View Full Profile' link, and a 'Send Invitation' button.

## If you know your roommate.

### Create a Roommate Group- with someone you know

1. Participants can obtain their friend's Roommate Code by asking them on the phone or by email.  
Roommate Codes are usually private and are not published or searchable.

The screenshot shows the 'Find someone you know' tab selected. It features a search bar with the text 'Enter the Roommate Code of a person you know'. Below the search bar, there is a 'Send Invite' button. A message states 'You can obtain your friend's Roommate Code by asking them on the phone or by email. Roommate Codes are usually private and are not published or searchable.'

2. Participants can enter the Roommate Code of someone they know by entering it under the "Find someone you know" tab.
3. Select Send Invite. Roommates will be displayed after roommate codes are successfully entered. Repeat steps 1-3 until all roommates are entered.

When all roommate codes have been entered and invites have been accepted, each group member will be listed in the My Group box. If the entered roommate code is correct, but does not add the group member, either the proposed roommate is ineligible to form a group (female with males, for example) or the roommate is in a group with other participants.

You will also select a group leader at this point. The group leader will be selecting your room for you during selection.

# 4-YEAR CAREER READINESS PLAN

## Year 1: Self-Assessment & Career Exploration

- Meet with a career advisor and take the Focus 2 Career Assessment to explore how your values, interests and skills match Detroit Mercy majors.
- Activate your Handshake account and create a résumé.
- Review the materials you received at SOAR to learn about campus resources.
- Use Detroit Mercy Live to identify student organizations and co-curricular activities.
- Make connections on campus by participating in career-related in-person and virtual workshops and events.
- Learn the 8 Career Competencies and see how they relate to your coursework.

## Year 2: Making Career Decisions

- Meet with a career advisor to discuss your career development plan for the year.
- Create a professional social media presence using Handshake and LinkedIn.
- Research opportunities to build experience, such as working on campus, studying abroad, volunteering, co-ops and internships.
- Use online resources to discover occupations related to your major.
- Create a digital portfolio to showcase your work (projects, internships/jobs, student organizations and more).
- Attend networking events to meet professionals in your field.
- Consider taking the Career Development Strategies course to further research career paths.

## Year 3: Preparing for a Career or Graduate School

- Meet with a career advisor to revise your career development plan for the year.
- Update your résumé, Handshake profile and LinkedIn account.
- Take leadership and executive roles in student organizations, co-curricular activities and volunteer opportunities.
- Identify professional references and ask if they will give a positive reference.
- Network with professionals in your field at career fairs and company presentations.
- Apply for internships and shadow professionals in your field to gain experience.
- Consider taking the Career Management Strategies course to prepare a job search strategy.
- Articulate the 8 Career Competencies while networking and during interviews.

## Year 4: Job Search or Graduate School Implementation

- Meet with a career advisor to create an action plan for your career path or post-graduate studies.
- Update your résumé, Handshake profile and LinkedIn account.
- Have your professional employment documents (résumé, cover letter, portfolio and references) prepared, updated and reviewed.
- Create a job application plan and actively track and monitor your job applications.
- Participate in mock interviews and use online resources to prepare for interviews.
- Network with professionals in your field at events and follow up with them.
- Articulate your diverse experiences and career competencies, leveraging them in interviews.



## Your Career Planning Starts Here!

The Center for Career & Professional Development provides opportunities for students to explore career options, obtain career-related experience and to research and find meaningful employment appropriate to their knowledge, abilities, aspirations and interests.

### Career Development Services

- Career assessments
- Resume reviews
- Career advising appointments
- 4-Year Career Development Plan
- Co-op, internship & full-time job postings
- Career development courses (free one credit)
- Career events, workshops, & employer info sessions
- Professional Clothing Closet
- Mock/practice interviews



### Online Career Resources

Center for Career & Professional Development offers a variety of online resources for students to access 24/7 during their career planning process.



### Stay Connected to CCPD

Reno Hall 143 - McNichols Campus  
careerlink@udmercy.edu | (313)993-1017



# WELLNESS CENTER

Health Clinic and Personal Counseling Clinic in one place! We provide physical health appointments and mental health therapy for our students. See our website for more details.

Tuberculosis (TB) Questionnaire: Required for ALL new students by the start of classes. Scan the QR code to complete now!

Insurance Waiver: Will you be living on campus? Or are you a student athlete? You need to show proof of health insurance.



Wellness  
Center Website



TB  
Questionnaire



Insurance  
Waiver



Top 8 Things to Know About

# UDM Libraries

McNichols + Corktown Novi

**1** **Everyone is welcome and everyone belongs here!**  
That includes you!

**5** **Librarians are subject specialists!** Each UDM program (major + minor) has a librarian to help with research.

**Help is available!** Librarians can answer questions in person, by appointment, via email or 24/7 online chat.

**Guaranteed quality and credibility!** Everything in our collection has gone through an editorial review process.

**We have tons of resources!**  
600,000+ books and eBooks,  
65,000 journals, 250 research  
databases, plus interlibrary loan.

**Print, scan, use the wi-fi, or one of our 20 computers!**  
We even have mobile  
whiteboards!

**You can stream course related videos!** Or check out a DVD/DVD player if that meets your need.

**8** **Beyond Books!** Private + collab study spaces, cafe, the ever popular question of the week, lobby events, exhibits, + more!

## HOW DOES THE STUDENT SUCCESS CENTER HELP STUDENTS?

### Free Tutoring

Tutors are current students who have successfully completed the classes you will be taking. Tutors provide homework help, clarify course material and provide study tips and advice. To make an appointment, visit TutorTrac at [my.udmercy.edu](http://my.udmercy.edu).

### King Chavez Parks (KCP) Connections Program

KCP offers college life coaching, faculty mentoring, learning communities and more.

### First Gen Network

The First Gen Network is a gathering where first-generation students and faculty members can join for food and conversation.

### Testing Center

The testing center is a designated place for placement testing and alternative site/time testing.

### Student Accessibility Services (SAS)

The SAS is available to all students. For more information, email [sas@udmercy.edu](mailto:sas@udmercy.edu).

### AIME and HEX

The Academic Interest and Major Exploration (AIME) program is for students exploring all majors. The Health Exploration (HEX) program is for students exploring health science majors. Both programs feature regular meetings with an advisor who is familiar with all the academic programs at UDM.

#### **Felicia Hartinger, M.A.**

Director

313-993-1265

[mitrovfl@udmercy.edu](mailto:mitrovfl@udmercy.edu)

#### **Erica Graze, M.A.T.**

Assistant Director

313-993-1811

[grazeem@udmercy.edu](mailto:grazeem@udmercy.edu)

#### **Sr. Sarah Foster, RSM**

Professional Mentor

313-993-1401

[fostersa@udmercy.edu](mailto:fostersa@udmercy.edu)

#### **Rafael Cruz**

College Life Coach, KCP

313-993-1527

[cruzserr@udmercy.edu](mailto:cruzserr@udmercy.edu)

#### **Lauri Moore**

Access Specialist, SAS

313-993-1938

[moorela2@udmercy.edu](mailto:moorela2@udmercy.edu)



#### **Student Success Center**

Library, Third Floor

313-993-1143

[ssc@udmercy.edu](mailto:ssc@udmercy.edu)



# UNIVERSITY RECREATION

## Contact Us

University Recreation Office:  
313 993 1783

Facebook: Detroit Mercy Recreation  
Instagram: DetroitMercyRec

Mike Wynn, Jr., Director of University Recreation  
wynnmi@udmercy.edu

Allen Seales, Assistant Director of Recreational Sports  
sealesav@udmercy.edu

Chris Richardson, Assistant Director of Fitness  
crichar4@udmercy.edu

The University Recreation Department is dedicated to the health and wellness of Detroit Mercy students and employees. In collaboration with the University community, University Recreation offers an exemplary facility, programs and services that inspire participation and engagement. Our recreational opportunities promote health, inspire well-being, enhance academic success and foster community. The student-centered environment provides an outlet for competition, exploration, fitness, play and social interaction.



## ADVENTURE SERIES

The University Recreation Adventure Series allows members of the Detroit Mercy community to join with peers in a variety of adventures throughout Metro Detroit. Past events include ski trip, kayaking, zip lining and glow skating. All adventures are available for a nominal fee and require a completed registration form.



## INTRAMURAL SPORTS

Intramural sports are **FREE** sports leagues and tournaments specifically for the Detroit Mercy community. These leagues/tournaments allow students, faculty and staff to compete against one another for the Intramural Championship Prize.



## FITNESS PROGRAMS

The Student Fitness Center offers **FREE** fitness programs each semester for all Detroit Mercy students and employees. These include Yoga, Titan Training and Combines and more. You can rent custom made bikes to ride around Detroit within business hours. Our fitness programs also include individual challenges to win prizes.



## TOMMY'S SMOOTHIES & SNACKS

Tommy's, located in the lobby of the Student Fitness Center offers healthy smoothies and snacks to grab between classes or after a workout. Items from Tommy's include smoothies, wraps, chips, coffee, ice cream and much more.



## CLUB SPORTS

Club Sports are student organizations that have tryouts, practices and often travel to compete against other university club programs. These organizations are entirely student run. Our current clubs include Esports Club, Badminton Club, Tennis Club and Men's & Women's Volleyball Club



## UNIVERSITY EVENTS

University Recreation offers additional fun and engaging events in the Student Fitness Center. Some of our events include Rec-Fest and De-Stress Fest for fun and connecting our Detroit Mercy community. Event spaces and courts and equipment can be reserved.



## MISSION:

DEVELOP STUDENT LEADERS  
THROUGH THOUGHTFUL  
ENGAGEMENT WITH  
COMMUNITY LED INITIATIVES  
THAT PROMOTE A MORE  
EQUITABLE AND SUSTAINABLE  
FOOD SYSTEM



## CONTACT US



DETMECYTENN



TENN@UDMERCY.EDU



DETMECYTENN



SCAN ME TO JOIN OUR  
VOLUNTEER GROUPME  
AND STAY UP TO DATE  
ON ALL VOLUNTEER  
OPPORTUNITIES!



*Detroit Mercy*  
**TENN**

Titan Equity Nourish  
Network



# Current Programs

**Produce Deliveries:** Weekly distribution of fruits and veggies to our neighborhoods

**TENN Garden:** Where we grow fresh veggies for the community.

**Annual Composting Challenge:** Annual collection of food waste from the community and campus to divert them from the landfill

**Food Fest:** Annual celebration of food culture and/or sustainability practices through thrifting, potlucks, and more!

**Game Nights:** Gathering of our partners and campus strengthen and celebrate our relationships through food and fun.

**Community Meal:** A chance for our community to gather for a shared meal and experience.

And? Bring your ideas to a committee meeting and we'll bring them to life!

# Focus Areas

## HEALTHY COMMUNITIES:

- WEEKLY PRODUCE DELIVERIES
- EVENTS WITH MARTIN PARK COMMUNITY (GAME NIGHTS, COMMUNITY MEAL, ECT.)


## URBAN AGRICULTURE:

- TENN COMMUNITY GARDEN
- VOLUNTEER DAYS AT URBAN FARMS

## SUSTAINABILITY:

- ANNUAL COMPOSTING CHALLENGE
- FOOD SCRAP COMPOSTING
- SUSTAINABLE THRIFTING

## 2024 STATS





# Titan Checking



**Titan Checking** is a special account, packed with benefits, exclusively for students of University of Detroit Mercy.

### Easily Manage Your Money

- **NO FEES**
- Debit Card/ATM card – We will never charge you for using any ATM anywhere!
- Highly rated mobile app
- Mobile Wallet (ApplePay®, GooglePay®)

### Earn More Money

- **EARN UP TO \$200**
- Report Card rewards
- Financial Wellness rewards
- Scholarship Opportunities
- Exclusive Member Giveaways

**EMPOWERED** | **INSPIRED**  
by FAITH | by YOU

**AllianceCatholic.com**



As a student, faculty member, or alumni of a Catholic University in the State of Michigan, you are eligible for membership at Alliance Catholic Credit Union!

## SOAR | STUDENT ORIENTATION SCHEDULE

THURSDAY		
Time	Activity	Location
8 – 8:45 am	Registration	Student Union, Fountain Lounge, 1 <sup>st</sup> Floor
9 – 9:20 am	Interfaith Prayer, Overview, and Welcome	Student Union, Ballroom, 2 <sup>nd</sup> Floor
9:30 – 11:15 am	Speed Meeting/Four Corners	Fitness Center, Lower Level
11:30 am – 12:30 pm	Lunch Tours of Shiple Hall (optional)	Student Union, Titan Dining Room, 2 <sup>nd</sup> Floor Meet in the Student Union Lobby, 1 <sup>st</sup> Floor
12:45 – 2 pm	Introduction to Colleges	Meet in Student Union, Ballroom, 2 <sup>nd</sup> Floor
2:15 – 3 pm	Student Leader Panel	Student Union, Ballroom, 2 <sup>nd</sup> Floor
3 – 4 pm	Refreshment Break and Quad Shuttle	Student Union, Lower Level
4 – 5 pm	Campus Competition	Fitness Center, Lower Level
5:15 – 6:15 pm	Dinner	Student Union, Fountain Area, 1 <sup>st</sup> Floor
6:30 – 8 pm	Volleyball: First Years vs. Current Students Crafts Video Games	Fitness Center Shiple Hall Student Union, Lower Level
FRIDAY		
Time	Activity	Location
8:30 am – 1 pm	Brunch served: available before and after your registration period	Student Union, Titan Dining Room, 2 <sup>nd</sup> Floor
9:30 am – 12 pm	Advising and Registration	<b>Meet in the Student Union, Ballroom, 2<sup>nd</sup> Floor by 9:15 am</b>
10:30 am – 1 pm	Check Out	Student Union, Fountain Lounge, 1 <sup>st</sup> Floor
All Day	Financial Aid Open Office Hours (optional)	Student Union, 1 <sup>st</sup> Floor

*The University of Detroit Mercy operates on the land known as Waawiiyaatanong. As a community, we recognize that this is the ancestral land of the Three Fires Confederacy, the Ojibwa, Odawa, and Potawatomi as well as the land of the Wyandot nation. We acknowledge that this land was colonized via the Treaty of Detroit in 1807. Taking from our roots as a Mercy and Jesuit university, we are committed to justice and reconciliation for our Native neighbors. The purpose of this statement of acknowledgment is to remind us to continue to be mindful and respectful of the history of this land. This statement serves as both a reminder and a call to action to promote practices and policies that bring about equity and advancement for all people on our campus, in our community, and in the world.*

# THINGS TO CONSIDER

As you prepare to join us in just a few short days, here are some helpful tips:

- Registration for courses will happen on Friday during SOAR only. Make sure to complete any placement exams that will help you register for the best courses for you!
- Dress comfortably, we will be walking all over campus and having a lot of fun throughout the day.
- Staying the night in our residence halls? Pack items such as:
  - Pillow and a blanket/sleeping bag
  - Toiletries and shower shoes
  - Pajamas and a change of clothes for Friday
  - Phone charger
- Make sure that you have your University log in information, which includes your Detroit Mercy email address, Titan ID number, and your two-factor authentication set up.
- Say yes to weird stuff. Go on the residence hall tour, eat lunch with new people, go to that awkward ice breaker. It will feel weird for 10 minutes but it may also help you feel way more at ease later!
- Don't just follow the crowd. Get the information *you* need, even if others are not asking about it. We have many student orientation leaders and staff members who can't wait to meet you during orientation! Please do not hesitate to ask any questions you may have.

