



2007-08 Survey of Recent Graduates

Prepared by Career Education Center



This page intentionally left blank

2007-08 Survey of Recent Graduates

The Career Education Center conducts the university's annual **Survey of Recent Graduates** beginning **six months** after degree confirmation. The survey asks recent alumni, excluding dental hygiene, law and dentistry, to provide information on their employment and/or continuing education status, salary and promotion, and their use of Career Education Center services. This, six month post confirmation, process has been in place since 2004 and provides a more accurate reflection of the employment and continuing education trends of UDM graduates than the previous method of collecting data at the May commencement ceremony.

Due to the Banner implementation the 2007-08 Survey was delayed. The data contained in this report are reflective of 21% of the undergraduate and graduate degrees conferred. This is a 16% decrease in the number of responses received in the 2006-07 Survey of Recent Graduates.

2007-08 Survey of Recent Graduates Respondent Profile Summary	
Information from 2007-08 Survey of Recent Graduates	
553	Total undergraduate degrees conferred December 2007, May 2008, June/August 2008 (excludes certificate & post bachelor)
496	Total graduate degrees conferred December 2007, May 2008, June/August 2008 (excludes doctorate)
1049	Total undergraduate and graduate degrees conferred (excluding certificate, post bachelor, & doctorate)
1086	Total degrees/certificates conferred December 2007, May 2008, June/August 2008 (including certificate, post bachelor, & doctorate)
218	Total number of responses to survey (excluding certificate & post-bachelor & doctorate)
	121 undergraduate
	91 graduate
6	Number of associate, certificate, post-bachelor, & doctorate responses
21%	Response Rate 218/1049 (excluding certificate & post-bachelor & doctorate)
90%	Professional Success Rate (90/121) = Percentage of undergraduate respondents who indicate they are "Professionally Employed", "Continuing Education" and "Underemployed"
81%	Comprehensive Success Rate (98/121) Percentage of undergraduate respondents who indicate they are "Professionally Employed" or "Continuing Education"

About the 2007-08 Responses

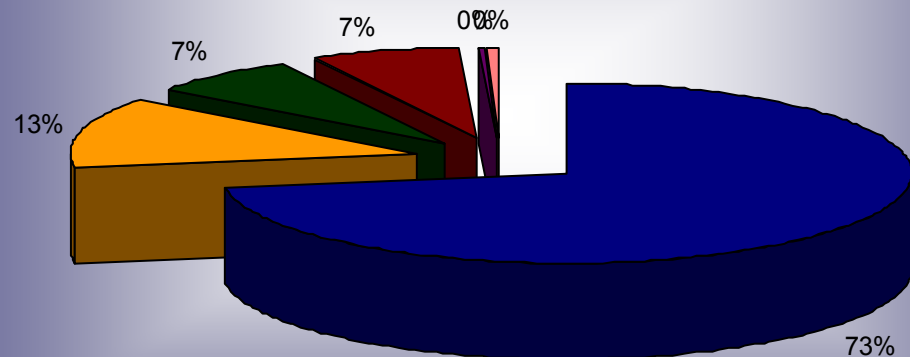
2007-08 Survey of Recent Graduates Responses to Specific Questions All

		#responses
218		
Professionally Employed	72.48%	158
Continuing Education	12.84%	28
Underemployed	6.88%	15
Unemployed	6.88%	15
Not Seeking	0.46%	1
No Response	.46%	1
	100.00%	218

Of the 218 survey respondents, 158 or 73% were employed in career positions while 28 or 13% were enrolled in graduate or professional school.

Q7: Current employment/educational status (Please check one)

■ Professionally Employed
 ■ Continuing Education
 ■ Underemployed
■ Unemployed
 ■ Not Seeking
 ■ No Response



Respondents by Degree		
Degree	Count	Percent
Certificate	2	1%
Bachelors	121	56%
Masters	91	42%
Post Masters	2	1%
PhD	2	1%
Total	218	100.00%

Undergraduate

121

#responses

Q7 - Current position/educational Status

Professionally Employed	65.29%	79
Continuing Education	15.70%	19
Underemployed	9.09%	11
Unemployed	6.61%	8
Not Seeking	0.83%	1
No Response	2.48%	3
	100.00%	121

Q16 - How did you first learn about your current position?


Worked for employer while earning degree	23.97%	29
Co-op/Internship	7.44%	9
Friends/Family	9.09%	11
Contacted Employer directly	8.26%	10
Faculty, advisor	7.44%	9
Internet	17.36%	21
Classified Ad	1.65%	2
Employment Agency	0.83%	1
No Response	22.31%	27
UDM Career Center	1.65%	2
	100.00%	121

Q13 - Type of Employment

Full-Time	68.60%	83
Part-time	10.74%	13
Permanent	1.65%	2
Temporary	1.65%	2
No Response	17.36%	21
	100.00%	121

Q14 - How related is this position to your UDM Degree?

Very Related	60.33%	73
Somewhat Related	13.22%	16
Not Related	9.09%	11
No Response	17.36%	21
	100.00%	121



2007-08 Salaries

The information provided in this section is for informational purposes only and is self-reported. Maximum salaries listed may reflect recent graduates with extensive experience in their chosen field.

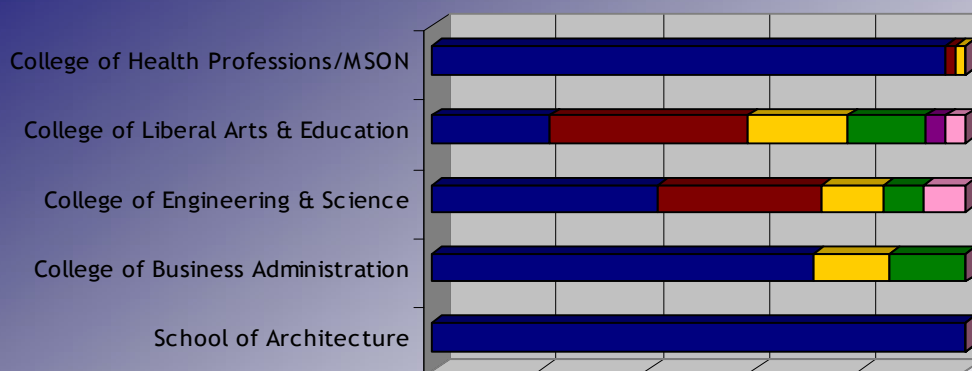
College of Business Administration					
Bachelor's	n	Median	Minimum	Maximum	Average
Accounting	3	50,000	50,000	50,000	50,000
Business Administration	7	30,000	10,000	50,000	28,214
Software Production & Management	1	85,000	85,000	85,000	85,000
Masters	n	Median	Minimum	Maximum	Average
Business Administration	13	70,000	20,000	225,000	76,831
Information Assurance	4	67,500	40,000	85,000	65,000
College of Engineering & Science					
Bachelor's	n	Median	Minimum	Maximum	Average
Biology	2	34,000	20,000	48,000	34,000
Chemistry	1	17,000	17,000	17,000	17,000
Civil Engineering	1	60,000	60,000	60,000	60,000
Computer Science	1	50,000	50,000	50,000	50,000
Electrical Engineering	3	60,000	55,000	60,000	58,333
Mechanical Engineering	5	60,000	50,000	65,000	59,500
Masters	n	Median	Minimum	Maximum	Average
Civil & Environmental Engineering	1	50,000	50,000	50,000	50,000
Electrical Engineering	2	55,000	55,000	55,000	55,000
Engineering Management	1	85,000	85,000	85,000	85,000
Mechanical Engineering	1	60,000	60,000	60,000	60,000
Teaching of Mathematics	2	52,500	50,000	55,000	52,500
College of Health Professions/McAuley School of Nursing					
Bachelor's	n	Median	Minimum	Maximum	Average
Health Services Administration	2	50,000	45,000	55,000	50,000
Nursing	43	55,000	25,000	90,000	55,800
Masters	n	Median	Minimum	Maximum	Average
Family Nurse Practitioner	5	81,000	55,000	85,000	77,200
Health Services Administration	2	83,500	70,000	97,000	83,500
Health Systems Management	1	90,000	90,000	90,000	90,000
Nurse Anesthesiology	9	160,000	120,000	190,000	156,667
Physician Assistant	11	82,000	75,000	100,000	83,000

College of Liberal Arts & Education					
Bachelor's	n	Median	Minimum	Maximum	Average
Communication Studies	2	12,588	10,176	15,000	12,588
Criminal Justice	2	13656	12,312	15,000	13,656
Developmental Psychology	1	30,000	30,000	30,000	30,000
Economics	2	50,500	45,000	56,000	50,500
Elementary Education	2	30,000	30,000	30,000	30,000
Human Services	1	50,000	50,000	50,000	50,000
Liberal Studies	1	40,000	40,000	40,000	40,000
Psychology	1	10,000	10,000	10,000	10,000
Religious Studies	1	45,000	45,000	45,000	45,000
Social Work	1	32,000	32,000	32,000	32,000
Masters	n	Median	Minimum	Maximum	Average
Clinical Psychology	3	44,000	35,000	45,000	41,333
Community Counseling	2	47,500	35,000	60,000	47,500
Criminal Justice	1	55,000	55,000	55,000	55,000
Curriculum & Instruction	1	45,000	45,000	45,000	45,000
Educational Administration	3	45,000	45,000	75,000	55,000
Indust/Organizational Psychology	1	40,000	40,000	40,000	40,000
Liberal Studies	1	70,000	70,000	70,000	70,000
Religious Studies	2	67,500	55,000	80,000	67,500
Special Education-Learn Disab	2	45,000	45,000	46,000	45,500
PhD	n	Median	Minimum	Maximum	Average
Clinical Psychology	2	60,000	50,000	70,000	60,000
Specialist	n	Median	Minimum	Maximum	Average
School Psychology	2	45,000	40,000	50,000	45,000
School of Architecture					
Bachelor's	n	Median	Minimum	Maximum	Average
Architecture	1	45,000	45,000	45,000	45,000
Masters	n	Median	Minimum	Maximum	Average
Architecture		40,000	15,000	45,000	34,286
Community Development	4	50,000	20,000	65,000	46,250

Total Responses by School or College: Undergraduate

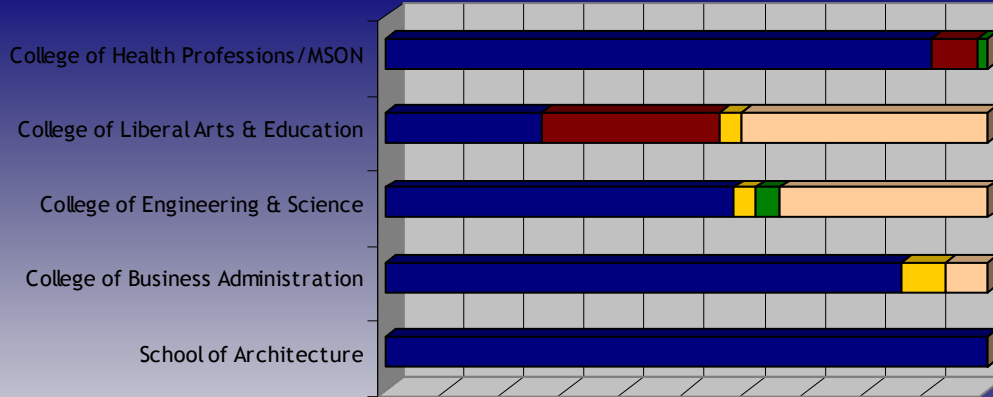
College/School	Total Graduates	Total Responses	Actual Response Rate
School of Architecture	5	1	20%
College of Business Administration	68	14	21%
College of Engineering & Science	93	26	28%
College of Liberal Arts & Education	152	27	18%
College of Health Professions/MSON	235	53	23%
	553	121	22%

Question 7: What is your Current Employment Status?



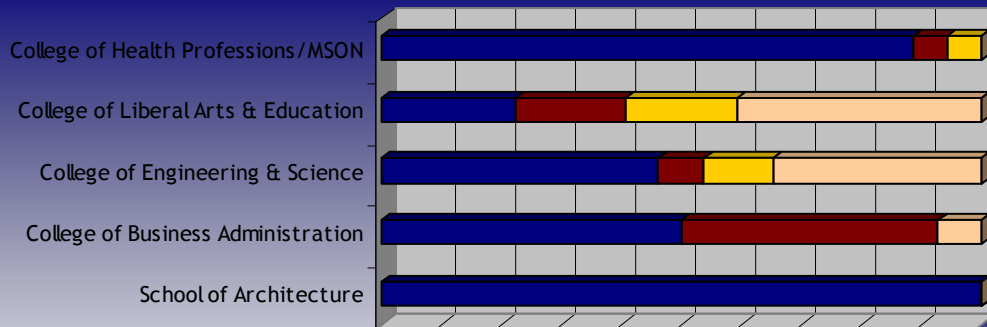
	School of Architecture	College of Business Administration	College of Engineering & Science	College of Liberal Arts & Education	College of Health Professions/MS ON
No Response	0	0	2	1	0
Not Seeking	0	0	0	1	0
Unemployed	0	2	2	4	0
Underemployed	0	2	3	5	1
Continuing Education	0	0	8	10	1
Professionally Employed	1	10	11	6	51

Question 13: Type of position



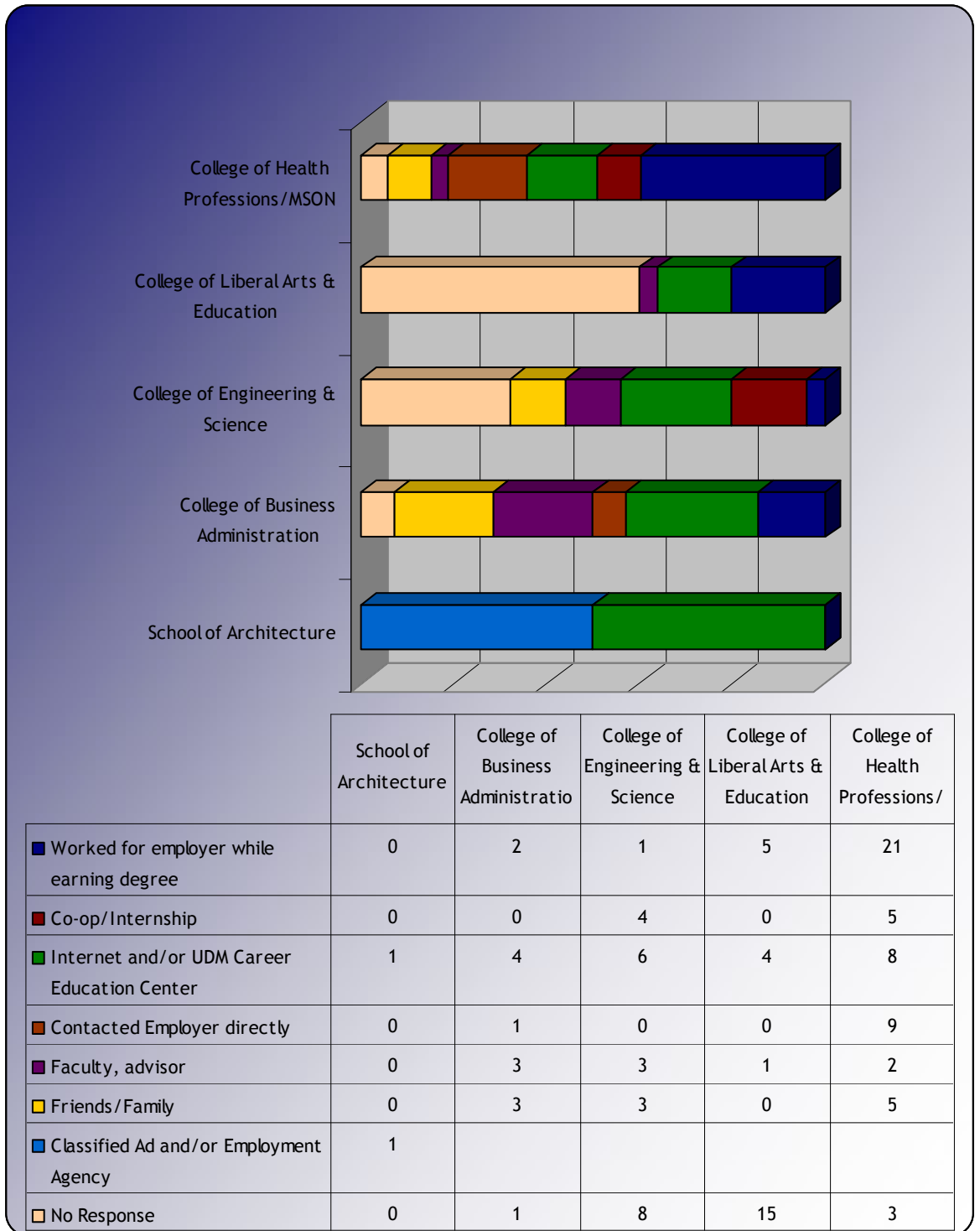
	School of Architecture	College of Business Administration	College of Engineering & Science	College of Liberal Arts & Education	College of Health Professions/MSON
No Response	0	1	9	11	0
Permanent	0	0	1	0	1
Temporary	0	1	1	1	0
Part-Time	0	0	0	8	4
Full-Time	1	12	15	7	48

Question 14: Relation of your position to your UDM degree



	School of Architecture	College of Business Administration	College of Engineering & Science	College of Liberal Arts & Education	College of Health Professions/MSON
No Response	0	1	9	11	0
Not Related	0	0	3	5	3
Somewhat Related	0	6	2	5	3
Very Related	1	7	12	6	47

Question 16: How did you first learn about your current position?



Question 11 Current Employers

School of Architecture

Sanford Epstein and Associates

College of Business Administration

Doeren Mayhew

Ford Motor Company

GameStop

Green Meadows Apt. & Meadowood Park Apts.

Kaplan Career Institute

Plante & Moran

PriceWaterhouse Coopers LLP

Stevens Vanlines

TACOM Warren

University of Detroit Mercy

College of Engineering & Science

BAE Systems

Dana Holding Corporation

Denver Water Department

Detroit Medical Center

Detroit Science Center

DTE Energy

Ford Motor company

General Motors

Mastronardi Produce

Maxitrol Company

Nebraska Public Power District

Plastipak Packaging

Saint-Gobain Containers

Security Inspection

College of Liberal Arts & Education

Baker College

Bank of America

Christ Church Cranbrook

Crawford Broadcasting Co.

Department of Human Services

Dickinson Wright PLLC

Emmanuel United Methodist Church

State of Michigan

College of Health Professions/Mcauley School of Nursing

Bolder Community Hospital

Borgess Hospital

Botsford Hospital

Children's Hospital of Michigan

Childrens National Medical Center

Detroit Medical Center

DMC-Harper Hospital

Health Partners Inc.

Henry Ford Health System

Henry Ford Health Systems

Henry Ford Wyandotte Hospital

Holland Hospital

Mary Free Bed Rehab. Hosp.

Mercy General Hospital

Mercy Health Partners

Mt. Clemens Regional Medical Center

Northwestern Memorial Hospital

Oakwood Hospital and Medical Center

Preferred Home Health Care

Red Cross

Spectrum Health (Grand Rapids)

Spectrum Health-ButterWorth (Grand Rapids)

St. Agnes Medical Center

St. John Health Systems

St. John Health-Providence

St. Joseph Mercy Oakland

St. Mary Mercy Hospital

St. Mary's Health Systems - (Grand Rapids)

Universal Ambulance

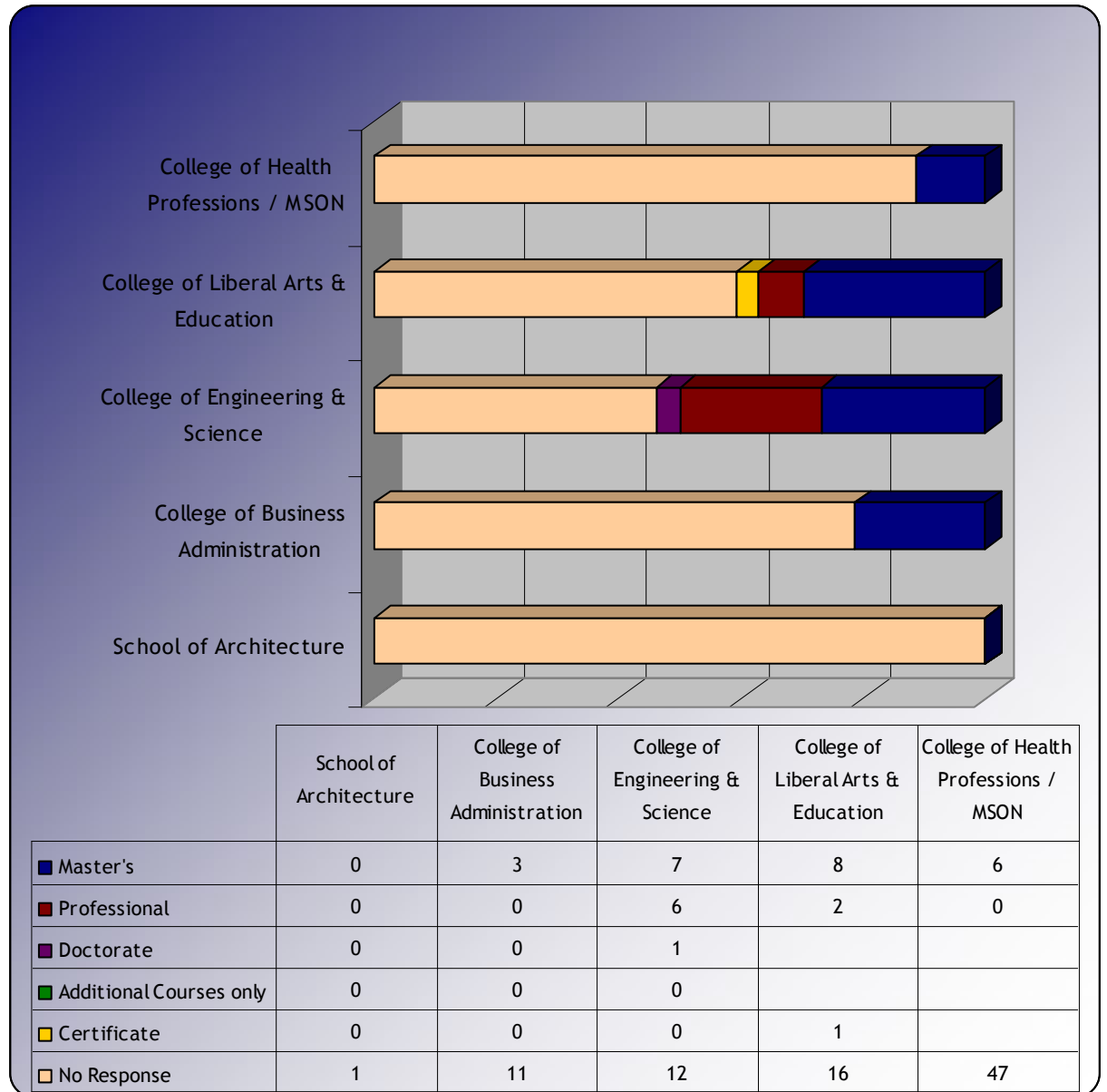
Veteran's Administration Medical Center

Wayne County Health Department

William Beaumont Hospital

Question 8: Continuing Education

28% of the undergraduate respondents' reported plans to continue their education at either the Master's, Doctoral or Professional level. University of Detroit Mercy undergraduates are accepted at schools locally and nationally. Data contained on the following page provides the names of graduate and professional schools that 2007-08 undergraduates planned to attend.



Questions 8 and 9: Graduate School and Degree Currently seeking

College of Business Administration

University of Detroit Mercy	MBA	Master's
University of Detroit Mercy	MBA	Master's
Walsh College	MBA	Master's

College of Engineering & Science

National University of Health Sciences		Doctorate
Lawrence Technological University	Masters of Science in Mechanical Engineering	Master's
Oakland University	Software Engineering & Info. Tech.	Master's
University of Detroit Mercy	Engineering Management	Master's
University of Detroit Mercy	Mechanical Engineering	Master's
University of Detroit Mercy	Mechanical Engineering	Master's
University of Detroit Mercy	Mechatronics	Master's
Wayne State University	Biology-Basic Medical Sciences	Master's
University of Detroit Mercy School of Dentistry	Dentistry	Professional
University of Detroit Mercy School of Dentistry	Dentistry	Professional
University of Detroit-Mercy School of Dentistry	Dentistry	Professional
University of Michigan School of Dentistry	Dentistry	Professional
University of Minnesota School of Dentistry	Dentistry	Professional
Wayne State University School of Medicine	Medicine	Professional

College of Liberal Arts & Education

University of Detroit Mercy	Specialist in School Psychology	Certificate
Clemson University	History	Master's
ETS - Seminary	Pastor Ministry Counseling	Master's
University of Detroit Mercy	Intelligence Analysis	Master's
Oakland University	Training & Development	Master's
University of Detroit Mercy	Industrial/Organization Psychology	Master's
University of Detroit Mercy	Intelligence Analysis	Master's
University of Detroit Mercy	Liberal Studies	Master's
Walden University		Master's
American University of Caribbean	Medicine	Professional
Wayne State University School of Law	Law	Professional

College of Health Professions/McAuley School of Nursing

Indiana Wesleyan University	Nursing	Master's
Michigan State University	Nursing	Master's
Philadelphia University	Masters Midwifery	Master's
University of Detroit Mercy	Family Nurse Practitioner-MSN	Master's
University of Detroit Mercy	Family Nurse Practitioner-MSN	Master's
University of Michigan	Family Nurse Practitioner-MSN	Master's

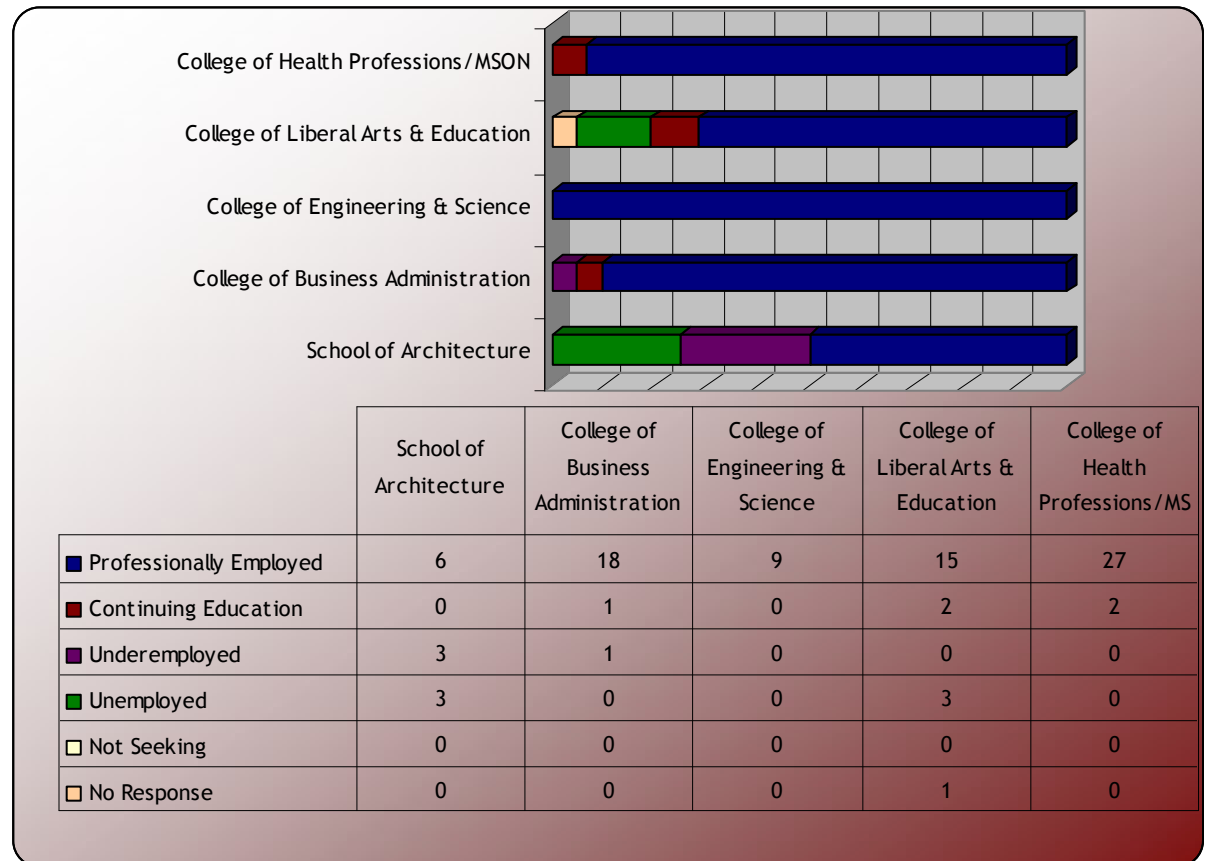
Total Responses by School or College: Graduates (excludes Dental & Law)

The Survey of Recent Graduates asks recent alumni to provide information on their current employment status. In the 2007-08 survey 65.29% (79) undergraduates' who receive Bachelor degrees reported being professionally employed in their field. While 15.9% of 2007-08 undergraduates reported that they are continuing their education.

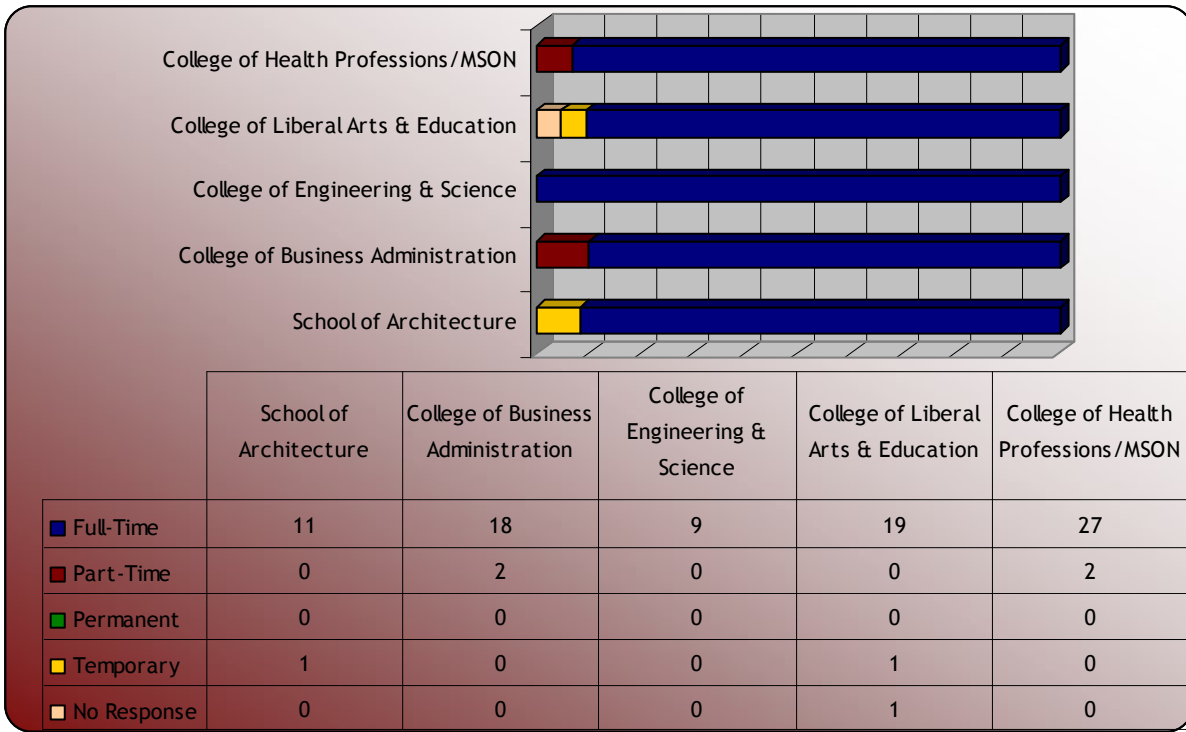
The following data represents responses from graduate programs by school or college and excludes dental and law.

College/School	Total Graduates	Total Responses	Actual Response Rate
School of Architecture	49	12	24%
College of Business Administration	134	20	15%
College of Engineering & Science	77	9	12%
College of Liberal Arts & Education	136	21	15%
College of Health Professions/MSON	100	29	29%
	496	91	18%

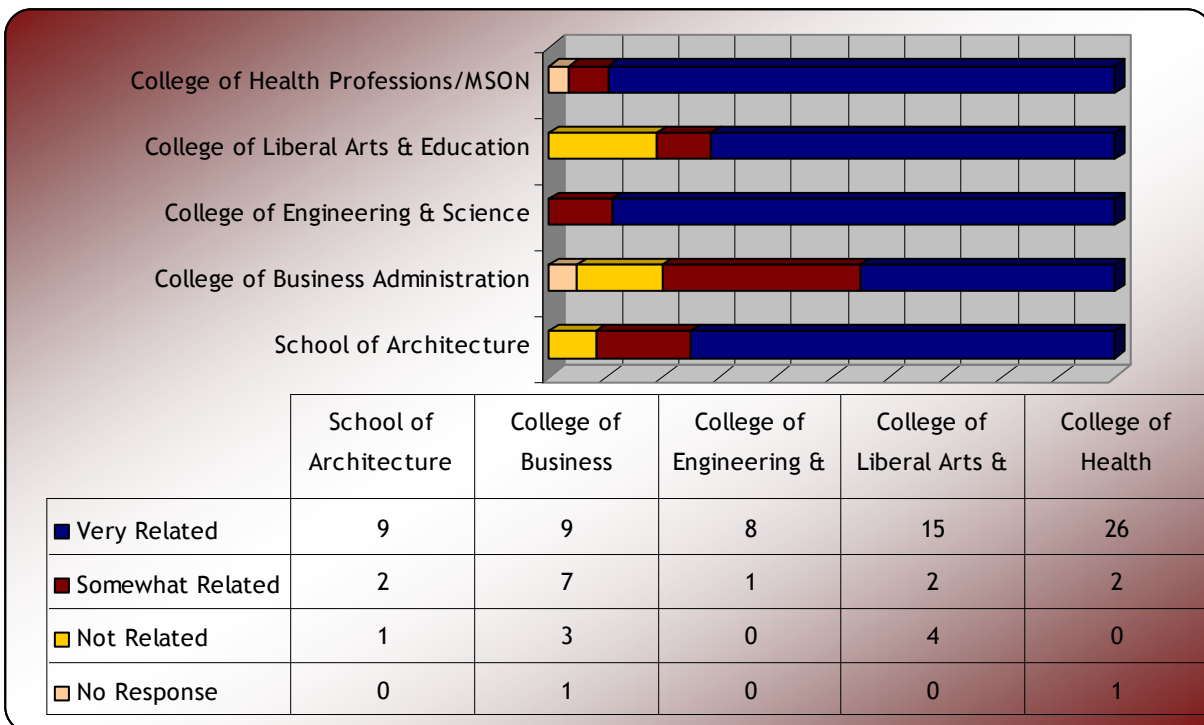
Question 7: What is your Current Employment Status?



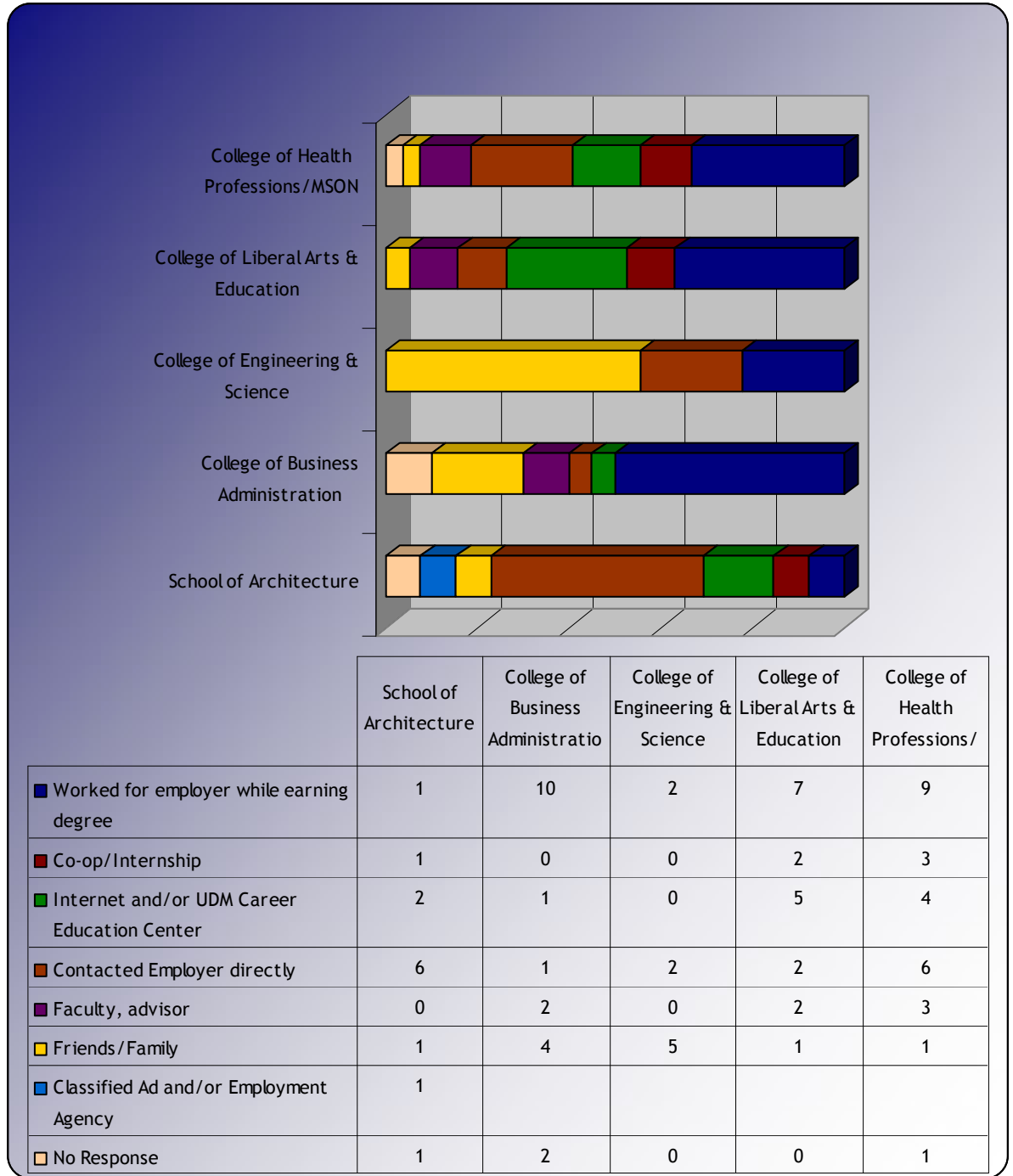
Question 13: Type of Position



Question 14: Relation of your position to your UDM Degree



Question 16: How did you first learn about your current position?



Question 11 Current Employers

School of Architecture

Consumer Services Inc
FLAD Architects
Ford Motor Company Fund
Hamilton Anderson Associates
Hobbs and Black Associates
Michigan State University
Miles of Golf
Moosejaw Mountaineering
PDT Architecture
Robert Summers Architects
Yamaski

College of Business Administration

A.V. Deleon, MD PC
Campbell-Ewald
Chrysler
Henry Ford Health System
Henry Ford Macomb Hospital
KEMET Electronics Corporation
Mt. Clemens Regional Medical Center
Plante & Moran
SunTrans Ltd. Co
Super Plus, Inc
Tech Team
Tek System
The Siegfried Group, LLP
University of Detroit Mercy
University of Detroit Mercy - School of Dentistry
W.F. Wheelan Co.
Wayne State University

College Of Engineering & Science

Calsonic Kansei
Consumers Energy
General Motors Company
Lake Orion Community Schools
Ricardo Inc
TARDEC U.S. Army
Troy School District
Walbridge

College of Liberal Arts & Education

Black Family Development
Blue Cross Blue Shield of Michigan
Blue Water Counseling
Detroit Board of Education
Detroit Board of Education
Detroit Medical Center
Detroit Public School
Detroit Public Schools
Development Centers Inc
Fitzgerald Public Schools
Harbor Oaks Hospital & Recovery Center
Innovative Rehabilitation Systems
J.T. Stokes & Assoc. P.C.
Loyola High School
Magnum Educational
North Central Mental health
Southfield Public Schools
University of Detroit Jesuit High School & Academy
University of Southern California

College of Health Professions/McAuley School of Nursing

Ann Arbor Family
Critical Care & Nephrology Associates
Dominion Anesthesia
ER-One
Greensboro Orthopaedics
Harper Hospital
Henry Ford Health System
Independent EMERGENCY
Mercy Hospital Cadillac
Providence Park Hospital
Sinai-Grace Hospital-DMC
St John Macomb Hospital
St Joseph Mercy-Oakland
St Joseph Oakland
St. John-Providence Hospital
St. Mary's of Michigan
Tower Medical Center
University of Michigan Health System
Wm Beaumont Hospitals
Wm Beaumont Hospitals -Troy



Section 1 – General

1. Student ID# _____
2. Name: _____
3. Major(s): _____
4. College/School: _____
5. Graduation date (Month/Year): _____
6. Did you complete a co-op for academic credit while attending UDM?
 Yes No Portfolio
7. Current employment/educational status: (please check only one)
 - Professionally employed**—employed in a position that is directly related to YOUR education and/or career interests (Complete Section 3)
 - Continuing education**—continuing your education (i.e., graduate programs, undergraduate courses, certification programs and professional schools (Complete Section 2)
 - Underemployed**—employed in a position that is not directly related to your education and/or career interests (Complete Section 3)
 - Unemployed**—currently not working but seeking employment (Complete Section 3)
 - Not Seeking Employment**

Section 2– Continuing Education

8. Graduate School Information:
 School/College/University: _____
 City, State, Country: _____
 Field of Study: _____
9. Degree Currently Seeking:
 - Bachelor's
 - Master's
 - Doctorate
 - Professional
 - Certificate
 - Additional Courses only

Section 3– Employment

10. As a result of your UDM education, have you: (Please check all that apply)
 - Received additional job responsibilities?
 - Received a promotion?
 - Received a salary increase?
 - Obtained a new job?
 11. Employment Information:
 Employer: _____
 Job Title: _____
 City, State, Zip: _____
 12. What is your current annual salary? (round to the nearest \$5,000)

- (Salary information will be used for reporting averages, and will not be associated with any given individual.)*

13. Type of position:
 - Full-time
 - Part-time
 - Permanent
 - Temporary
14. How related is this position to your UDM degree?:
 - Very related
 - Somewhat related
 - Not related at all
15. If your position is not related to your degree, what is the most important reason you accepted the position? (please check only one)
 - Major not vocationally specific
 - Could not find a job in the field
 - Unwilling/unable to relocate
 - Better pay
 - Advancement opportunities
 - Held job prior to graduation
 - Other: _____
16. How did you first learn about your current position? (please check only one)
 - UDM Career Center advisor/staff
 - Faculty, advisor, staff at UDM (College/School)
 - Co-op/Internship
 - Worked for employer while earning degree
 - Internet
 - Classified Ad
 - Employment Agency
 - Friends/family
 - Contacted employer directly

Section 4–UDM Career Services

17. Which UDM Career Center services did you participate in?
 - Career expos/Fairs
 - Campus interviewing
 - Etiquette Dinner
 - Mock (Practice) interviews
 - TitanCareerLink (UDM's Online Job/Resume site)
 - Workshops/Panels (Resume Writing, Wardrobe Seminar, etc)
 - UDM Career Center Website (Virtual workshops, What can I do with this major, etc)
18. If you did not participate, please indicate the primary reason:
 - Not aware of Services/programs offered
 - Not looking for employment
 - Keeping present job/already had arranged
 - Other: _____

Internal Use only:	
Date received: _____	Initials: _____
Date Entered: _____	Initials: _____

Mission Statement

The Career Education Center's mission is to offer relevant and timely career development training to UDM students. The Center provides opportunities for students to explore career options, obtain career-related experience and to research and find meaningful employment appropriate to their knowledge, abilities, aspirations and interests.

We accomplish our mission by providing students with...

- Experiential learning opportunities through cooperative education and internships
- Opportunities to network with recruiters' through campus interviewing, career fairs, employer information sessions and on-line career management software.
- Opportunities to learn and implement lifelong career development and career management skills through courses, workshops, seminars and online career resources.

Our Core Values

- We are committed to empowering students to make purposeful career-related decisions.
- We are committed to building and fostering partnerships with employers, faculty, staff and administration to facilitate the accomplishment of the CEC mission.
- We are committed to supporting the University mission to provide excellent student-centered education in a welcoming and supportive environment.

Career Education Center Staff

Shawn R. Turner-Pewitt, Co-op Coordinator
College of Health Professions/McAuley School
of Nursing
313-993-1690
shawn.turner-pewitt@udmercy.edu

Denise McCormick, Co-op Coordinator
College of Health Professions/McAuley School
of Nursing Career Services
313-993-1448
denise.mccormick@udmercy.edu

Carmen D. Gamlin, Co-op Coordinator
College of Engineering and Science and
School of Architecture Career Services
313-993-1164
carmen.gamlin@udmercy.edu

Tracey Knowles, Career Services Coordinator
College of Liberal Arts and Education and
College of Business Administration Career
Services
313-993-1444
tracey.knowles@udmercy.edu

Carol Jones, Office Assistant
313-993-1018
Carol.jones@udmercy.edu

Sheryl McGriff, Dean
313-993-1017
careerlink@udmercy.edu

Elissa Clemons, Assistant Dean
313-993-1449
elissa.clemons@udmercy.edu



University of Detroit Mercy

CAREER EDUCATION CENTER

Reno Hall—1st Floor Phone: 313-993-1017
4001 W. McNichols Rd. Fax: 313-993-1029
Detroit, Michigan 48221 careerlink@udmercy.edu

www.udmercy.edu/cec